



classic designs in laminate

BBoptions

welcome to Bushboard

We have been developing kitchen and bathroom surfaces in the UK since 1935 and the idea that everyone deserves great design whatever their budget underpins our entire approach to surfacing.

When you buy a Bushboard product you are buying into our ethos of exceptional quality, exquisite design and excellent value and of course, first class customer care. We are proud that our surfaces are made in the UK.

We want to ensure you get the very best from your new worksurfaces so our products carry a lifetime guarantee as well as a unique installation warranty so you can be sure your Options worksurface will look sensational for years to come.



great choice of
50 designs



lifetime product
guarantee



3 year joint
guarantee

when installed with
BB Complete Adhesive

welcome to Options


We've built our reputation on laminate and love this incredibly versatile material. Durable, affordable and with an amazing choice of textures and designs it's no wonder it's at the heart of our collection.

Our Options range of classic laminate designs covers the spectrum of traditional worksurface colours and more.

Over the following pages you will find design upon design brought to life in our stunning collection of Options worksurfaces, splashbacks and upstands.



crisp Q3 or square edged profiles



3m, 3.6m & 4.1m lengths



22mm slimline thickness also available

design inspiration

The choice of a kitchen worksurface is designed. We have focused on showcasing a selection of our designs to inspire you and show how our worksurfaces, splashbacks and upstands can work together to create an amazing kitchen space.

If you want to see your chosen worksurface brought to life in a real kitchen or experiment with your own design ideas then simply visit the design tool on our website. You could even order some samples and try pulling your look together in a mood board!

Many of our retail partners nationwide have our products on display; a great way to help you decide. To find your nearest retail showroom visit our website.

Pictured right: Black Oak worksurface and upstand with Charcoal Splashback, all in Ultramatt texture.



log on to www.bushboard.co.uk/design-studio and start designing!



echoes of nature

Our collection of Stones, Granites and Marbles make a luxury statement in any kitchen. These distinctive designs are printed in life-like proportion to truly echo nature.


Elegant and exuberant they combine beautifully with traditional hand painted or sleek handleless doors. Run the design through worksurface and splashback to outstanding effect.

Starting with our statement stones see how the collection mirrors perfectly the beauty of nature allowing you to create a distinctly top-end look. They truly are affordable luxury.

BB get the look

Here we've teamed our Pescara worksurface, splashback and breakfast bar with classic black doors to create a simple but stunning contrast.

Worksurface, splashback and breakfast bar:
Pescara, all in Glaze texture.
38mm with Q3 profile







Turin Marble worksurface and splashback, both in Ultramatt texture.



10 Antique Paladina slimline worksurface, hob and midway splashback, all in Glaze texture.



Muscovado worksurface in Fusion texture with Havana splashback in Gloss texture.





dramatic by name

Our Jet Marble, Lightning Graphite and Lightning Taupe family showcase how dramatic patterns combined with principal colours deliver worksurface designs full of character.

What's more, Jet Marble and Lightning Graphite are available in our 22mm slimline range with unique Q3 edge profile; this squarer shape with its crisp 3mm radius top and bottom enhances these designs making them all the more authentic with a slab-cut look.

Pictured right: Jet Marble worksurface in Glaze texture with Lagoon splashback in Gloss texture.




Jet Marble Glaze




Lightning Graphite Quarry



Lightning Taupe Ultramatt







Lightning Taupe worksurface and splashback, both in Ultramatt texture.

the italian collection

Our Mazzarino range is simply exquisite.

From the opulence of Warm Mazzarino to the sumptuousness of Soft Mazzarino and the luxury of Aged Mazzarino, these designs are so full of rustic character and charm it makes them timeless. And the really clever part the textures simply bring them to life.

So make a statement and add some glamour to your new kitchen with these impeccable designs.

Pictured right: Warm Mazzarino worksurface and upstand, both in Glaze texture.

Pictured detail: Soft Mazzarino worksurface, upstand, breakfast bar and slab-end, all in Quarry texture.





the richness of wood


Options excels in woodgrains. Incredible print definition, outstanding ultramatt textures and a crisp Q3 profile combine perfectly to reflect the true nature of timber.

Whether viewed in hushed evening lighting or the brilliance of bright sunlight, from the lightness of Pitch Pine to the richness of Brocante Oak, you can enjoy all the beauty of wood with minimal effort.

BB get the look

Here we've used our ultramatt Pitch Pine worksurface with Khaki splashback to create a warm, rustic country feel.

Worksurface: Pitch Pine in Ultramatt texture.
38mm with Q3 profile
Splashback: Khaki in FA texture.







Stableford Oak Block worksurface and upstand, both in Ultramatt texture.









Brocante Oak worksurface in Ultramatt texture with real metal laminate Brushed Copper splashback.

we've got the edge

When we put together a collection we set out to ensure every worksurface looks the very best it can. That starts with design, followed by texture and finally profile.

Our 22mm Q3 slimline edge range gives a wonderfully sleek and streamlined look and we've selected five designs that are enhanced by this modern profile.

Pictured right: Slimline 22mm Lightning Graphite worksurface in Quarry texture.



Calacatta Statuario Glaze




Alabaster Quarry



Antique Paladina Glaze



Lightning Graphite Quarry



Jet Marble Glaze



back to black

You will find a superb choice of black worksurfaces with different textures in our range, so whatever your style there is one for you!

As popular as ever, black is just so versatile. Chic, classic and charming, this elegant colour brings any kitchen design to life.

BB get the look

Our Jet Marble worksurface and splashback create a dramatic backdrop.

Worksurface: 22mm Jet Marble slimline worksurface in Glaze texture.
22mm with Q3 profile
Splashback: Jet Marble in Glaze texture.







BB complete the look

Here we bring together two contrasting surfaces to show how they work together to create harmony in a beautiful, functional kitchen.

The complementary, natural designs shown here, pair perfectly. We have teamed our Turin Marble breakfast bar with Black Oak wood grain worksurface and splashback to create a truly aspirational space.

Breakfast bar and slab end:
Turin Marble in Ultramatt texture.
38mm with Q3 profile.
Worksurface and splashback:
Black Oak, both in Ultramatt texture.

curves & edges

Curves and square edges can flow into one with our extended range of PP edged worksurfaces. Available in five designs, the crisp flat edge can flow around breakfast bars and marry in with our straight worksurfaces in the same matching edge detail. All precision-made to offer the highest performance.

With Options ready-made components and sizes, you can create bespoke looks incorporating curves which are normally only achieved with more expensive materials.

Pictured right: Aged Mazzarino curved breakfast bar, worksurface and upstand in Glaze texture.


22mm Slimline Q3
worksurface
in 5 selected
designs

28mm Q3
worksurface
in 8 selected
designs

38mm Q3
worksurface
in all designs
except
Lightning
Marble

38mm Square edge
worksurface
in 5 designs
with PP edge
detail

3600/4100 x 600 x 38mm worksurface edged on one long edge



3580 x 650 x 38mm worksurface with curved ends (3050mm front edge) - 263mm radius curves



3000 x 900 x 38mm breakfast bar with curved end - 263mm radius curves





stunning splashbacks

Smart and sensible


Why stop at laminate for your worksurface? This versatile material works equally well as a splashback and it's such a smart choice in place of wall tiles.

Affordable, hygienic and still looking fabulous in years to come, we have a stunning range to choose from. Whether you want to continue your look from worksurface to splashback or want a contrast, we've thought about it.

With brushed metals, bright colours, subtle hues, wood grains and granites, there is an abundance of choice so take a look.

Little maintenance is required, a quick wipe down with a damp cloth is all the cleaning needed.

Pictured right: Pescara worksurface and splashback in Glaze texture.






take your pick

Contrasting splashbacks


For matching splashbacks see our matrix on page 47.



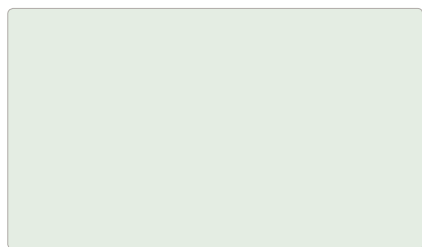
Lagoon Gloss




Stone Gloss



Oxygen Gloss



Verdigris Gloss



Pure White Gloss



Steel Blue Gloss



Havana Gloss



Espresso Gloss



Grenadine Gloss




Brushed Copper Metallic



Khaki FA



Brushed Aluminium Metallic



Charcoal Ultramatt



Warm Walnut Block worksurface in Ultramatt texture and Oxygen splashback in Gloss texture.

be upstanding

It's the small details that make the difference.

That's why our entire range has a matching upstand for an elegant and co-ordinated finish to your new worksurface. The same neat Q3 profile completes the look and all is sealed in place with our BB Complete colour-matched adhesive for an impeccable finish!

Pictured right: Veneto worksurface and upstand in Quarry texture with Khaki splashback in FA texture.




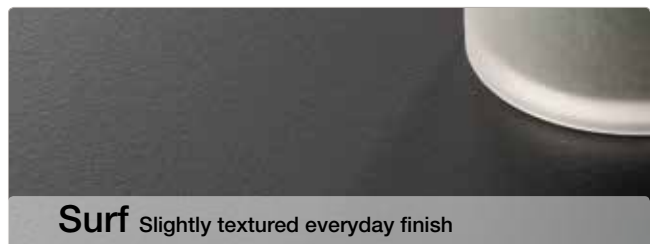




a guide to texture

Marrying the right texture with the right design is a skill in itself and brings a design to life. We've worked with nine textures across our range to do just that.

This quick guide helps you see our textures in more detail and look at the matrix on page 47 to see which texture your chosen worksurface is available in.

Our speedy sample service means you can see the final result for yourself.





Fusion Subtle matt and gloss oxidized and weathered reflections



Pescara Glaze



Veneto Quarry




Turin Marble Ultramatt



Antique Paladina Glaze



Calacatta Statuario Glaze



Emperador Glaze



Muscovado Fusion



Lightning Graphite Quarry



Lightning Taupe Ultramatt



Jet Marble Glaze



Aged Mazzarino Glaze



Warm Mazzarino Glaze



Soft Mazzarino Quarry



Romano Bianco Glaze



Alabaster Quarry



Warm Walnut Block Ultramatt



Stableford Oak Block Ultramatt



Aged Oak Block Ultramatt



Dark Walnut Block Ultramatt



Maple Ultramatt



Meymac Oak Ultramatt



Clear Beech Block Ultramatt



Mondego Oak Ultramatt



Pitch Pine Ultramatt



Black Oak Ultramatt



Brocante Oak Ultramatt



Absolute Fusion




Basalt Vintage



Asphalt Roche



Nero Granite Surf | Roche | Glaze | Gloss



Galaxy Stone Surf



Magma Quarry



Midnight Quartzstone Surf




Platinum Granite Surf




Labrador Surf



Pewter Dust Surf



Lunar Quartzstone Surf



Moon Stone Surf



Mocha Stone Quarry



Chirala Stone Gloss



Solar Quartzstone Surf



Chirala Stone Surf




Saturn Surf




Saltash Stone Surf



Oatgrain Surf



Frost Glaze



Pure White Surf

décor	texture	adhesive colour	3000 x 600 x 28mm worksurface breakfast bar	3600 x 600 x 22mm worksurface breakfast bar	3000 x 900 x 22mm worksurface breakfast bar	3000 x 600 x 38mm worksurface breakfast bar	4100 x 600 x 38mm worksurface breakfast bar	4100 x 665 x 38mm worksurface breakfast bar	4100 x 900 x 38mm worksurface breakfast bar	3600 x 600 x 38mm worksurface breakfast bar	3600 x 665 x 38mm worksurface breakfast bar	3600 x 900 x 38mm worksurface breakfast bar	3600 x 600 x 38mm PP one long edge only	4100 x 600 x 38mm PP one long edge only	3680 x 650 x 38mm curved worksurface	3000 x 900 x 38mm curved breakfast bar	PP edging 4200mm	3000 x 600 x 8mm midway splashback	1500 x 1200 x 8mm hob panel splashback	3000 x 100 x 20mm upstand
Aged Mazzarino	Glaze	mushroom																		
Antique Paladina	Glaze	chocolate		•	•															
Calacatta Statuario	Glaze	silver grey		•	•															
Emperador	Glaze	mushroom																		
Frost	Glaze	silver grey																		
Jet Marble	Glaze	jet black		•	•															
Nero Granite	Glaze	jet black																		
Pescara	Glaze	silver grey																		
Romano Bianco	Glaze	pewter grey																		
Warm Mazzarino	Glaze	fudge																		
Alabaster	Quarry	ash grey		•	•															
Lightning Graphite	Quarry	slate grey		•	•															
Magma	Quarry	jet black																		
Mocha Stone	Quarry	chocolate																		
Soft Mazzarino	Quarry	fudge																		
Veneto	Quarry	mushroom																		
Basalt	Vintage	jet black																		
Absolute	Fusion	jet black																		
Muscovado	Fusion	mushroom																		
Chirala Stone	Gloss	fudge																		
Nero Granite	Gloss	jet black																		
Asphalt	Roche	basalt grey																		
Nero Granite	Roche	jet black																		
Lightning Taupe	Ultramatt	fudge																		
Turin Marble	Ultramatt	silver grey																		
Aged Oak Block	Ultramatt	chestnut																		
Black Oak	Ultramatt	mushroom																		
Brocante Oak	Ultramatt	mushroom																		
Clear Beech Block	Ultramatt	oatmeal	•	•																
Dark Walnut Block	Ultramatt	chocolate																		
Maple	Ultramatt	vanilla																		
Meymac Oak	Ultramatt	oatmeal	•	•																
Mondego Oak	Ultramatt	fudge																		
Pitch Pine	Ultramatt	fudge																		
Stableford Oak Block	Ultramatt	chestnut																		
Warm Walnut Block	Ultramatt	fudge	•	•																
Chirala Stone	Surf	fudge																		
Galaxy Stone	Surf	slate grey	•	•																
Labrador	Surf	jet black																		
Lunar Quartzstone	Surf	silver grey																		
Midnight Quartzstone	Surf	jet black																		
Moon Stone	Surf	silver grey																		
Nero Granite	Surf	jet black	•	•																
Oatgrain	Surf	ivory																		
Pewter Dust	Surf	basalt grey	•	•																
Platinum Granite	Surf	pewter grey																		
Pure White	Surf	ice white	•	•																
Saltash Stone	Surf	fudge	•	•																
Saturn	Surf	silver grey																		
Solar Quartzstone	Surf	fudge																		
Contrasting splashbacks																				
Lagoon	Gloss																			
Espresso	Gloss																			
Stone	Gloss																			
Oxygen	Gloss																			
Khaki	FA																			
Verdigris	Gloss																			
Havana	Gloss																			
Grenadine	Gloss																			
Pure White	Gloss																			
Steel Blue	Gloss																			
Charcoal	Ultramatt																			
Brushed Aluminium	Metal																			
Brushed Copper	Metal																			

here to help

Choosing a new kitchen is an exciting time and we have all the tools you need.

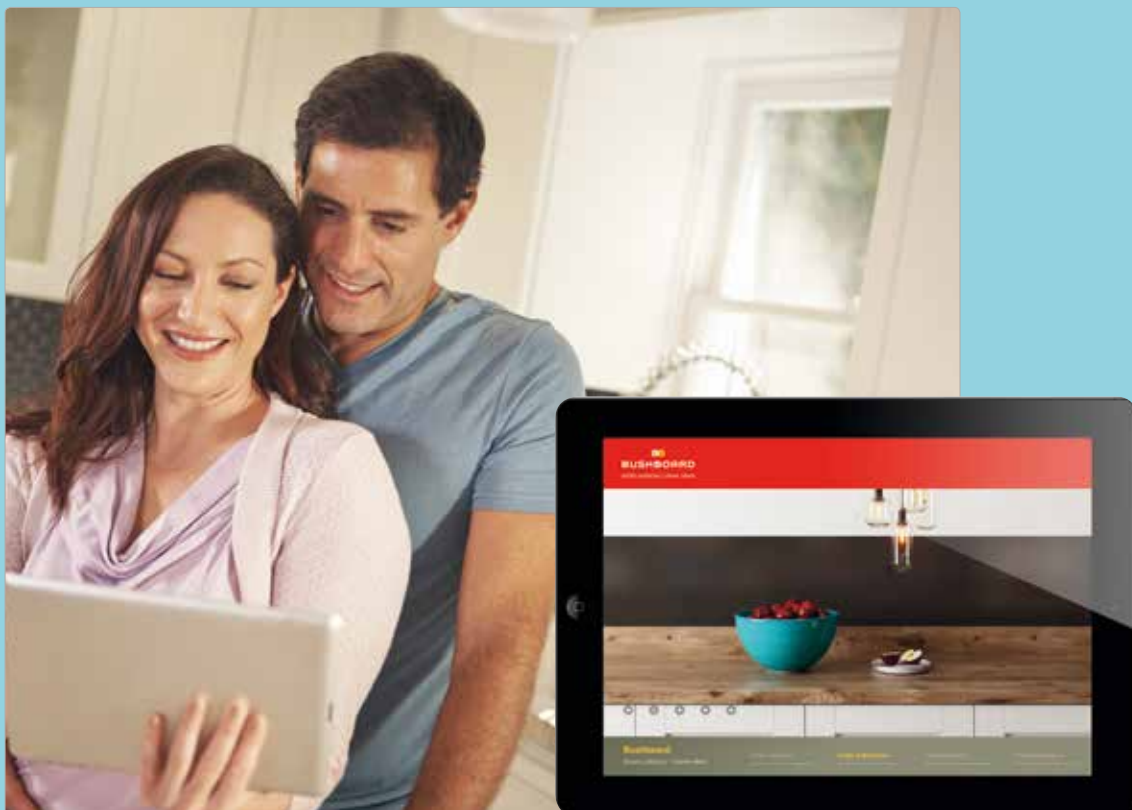
Start online and get creative with our Design Studio, order your samples and then find a retailer. With Bushboard it's so easy.

Make it real

Bring your chosen decors to life with our kitchen design studio.

Co-ordinating worksurface, splashback and upstand designs, paint finishes and floors can be challenging. Here you can play with confidence until it's just so, and it's as easy as 1-2-3.

Visit www.bushboard.co.uk/design-studio



what to do next!

order brochures I order free samples I create with our design studio
find inspiration for your home I find a retailer near you

www.bushboard.co.uk



Sampling

Every year thousands of customers use our sampling service to help them plan their kitchen worksurface scheme.

Your retailer can request these for you or you can order them directly by visiting our website.

In fact, to make it really easy, we will send you up to six of your favourite designs, free of charge, delivered direct to your door.

www.bushboard.co.uk



Our retail partners

We have thousands of retail partners who will be happy to help you with your new kitchen plans, give you advice and enable you to explore the full range of Options samples.

Simply enter your postcode into our 'Find a retailer' search on our website to find those nearest to you.

www.bushboard.co.uk/retailers



Customer Support Team

Need to talk?

Our Customer Support Team is here to help.

01933 232 272
help@bushboard.co.uk



@bushboard



facebook.com/
bushboard

more great reasons

BB complete
The professional worktop jointing adhesive

Exclusive 3 year joint guarantee

We know the importance of the final installation, that's why we've developed BB Complete, our bespoke adhesive and sealant which should be used by your installer when your Options worksurface is fitted.

It offers superb performance at modest cost and allows your installer to joint, bond and seal your worksurface, upstand and splashback and is backed by our exclusive 3 year guarantee on joints.

The wide choice of colours available will give you the perfect colour matched result.

Always use BB Complete for peace of mind. Full joint guarantee details are available on our website or from the Customer Support Team.

Our Customer Support Team can offer advice on installing and looking after your Options worksurface. Our Installation, Care & Maintenance leaflet is included in every worksurface and is also available from our website.

Jet Black

Basalt Grey

Slate Grey

Pewter Grey

Silver Grey

Ash Grey

Ice White

Ivory

Vanilla

Oatmeal

Fudge

Mushroom

Chestnut

Chocolate

to buy Bushboard

At Bushboard we're passionate about everything we do and we're always here to help.

We invest heavily in high quality manufacturing and work with the best materials and suppliers. Our values of partnership, loyalty and an ethical approach mean we do what's right; that's why we've been around since the 1930s.

Our commitment to quality management is proven by our ISO 9001 certification and our ISO 14001 is testament to our passion for reducing our environmental impact.

Even after Bushboard products arrive in your home we strive to assure a quality installation. Our BB Complete adhesive and sealant range is designed to make the installer's life easier and assure a quality long-lasting installation for you.

Quality

Manufacturing with the finest materials is what gives Bushboard worksurfaces their signature quality. While beautiful and stylish to look at, they are also constructed to cope with the wear and tear of everyday living. Independently tested to BS/EN438, your Bushboard worksurface is designed to withstand knocks, abrasions, chemicals, cigarette burns, steam, stains from juice, tea, wine or coffee. It is also highly resistant to heat, although we recommend the use of a protective pad as saucepan bottoms can become extremely hot.

Options worksurfaces are designed to perform below the surface too; a resin impregnated moisture resistant barrier combines with Bushboard's unique 'Tekseal' cast resin drip-edge to completely seal the underside against moisture penetration from everyday spills. However, it is really important that spills are mopped up immediately to reduce unnecessary damage.

Care & Maintenance

Bushboard worksurfaces are so easy to maintain. On a day-to-day basis all you need to do is wipe them down with a moist cloth and your favourite mild detergent. For more stubborn marks such as fruit juice and coffee, leave the detergent to soak on the surface for a little while before rinsing thoroughly. Obviously, your worksurface can become damaged if mistreated, so we recommend some sensible measures like placing hot pans or casserole dishes on protective mats and mopping up spills quickly. As with any laminate worksurface, you should avoid chopping, cutting or placing hot items directly on to the surface.

Textures

Premium textures need a little more care and attention. Please remember they are fashionable finishes and tend to show marks and scratches more easily with everyday use. This is also true of darker, plainer and matt finishes.



Bushboard worksurfaces are guaranteed for their lifetime. Bushboard will make good by repair and/or replacement (at its discretion) any Options product of its manufacture which can be shown to have failed by reason of defects in its manufacture, subject to fair wear and tear, provided the product has been installed and used in accordance with the manufacturer's instructions and that the products are used for their intended purpose. Proof of date and place of purchase required. This guarantee is in addition to your statutory rights as a consumer and does not affect your rights in any way.

www.bushboard.co.uk

tel: 01933 232 242

email: help@bushboard.co.uk



@bushboard



www.facebook.com/bushboard

Bushboard Ltd
9-29 Rixon Road
Wellingborough
NN8 4BA

Back cover picture: Turin Marble worksurface and splashback, both in Ultramatt texture.

The company reserves the right to change specifications at any time, without notice. Every effort has been made to achieve faithful representations of our products in this brochure, but due to printing limitations we recommend that samples of actual material are requested before purchasing.

